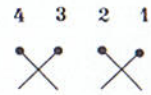
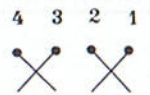


Ce premier volume ne traite que du travail mélodique effectué par les baguettes 1 et 3.

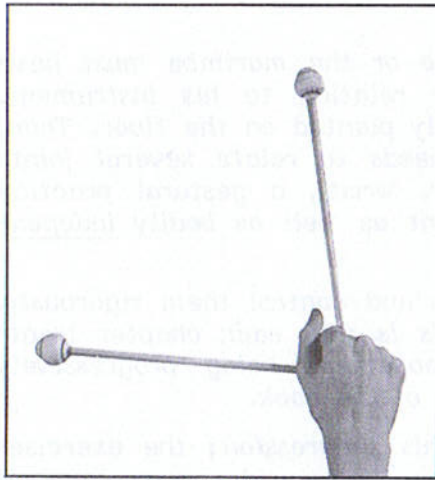


This first volume deals only with melodic practice using sticks 1 and 3.



I. - POSITION


BAGUETTES



Photos J.- L. BOUCHER


L'écart doit être d'un peu moins de 90°.

*The angle should be a bit less than 90°.*



L'annulaire maintient la baguette 1.

*The ring finger holds stick 1 in place.*



La baguette 4 doit se maintenir au-dessus de la deuxième articulation de l'index.

*Stick 4 should be held in place above the second joint of the index finger.*

I. - POSITION

STICKS





L'annulaire maintient la baguette 4.

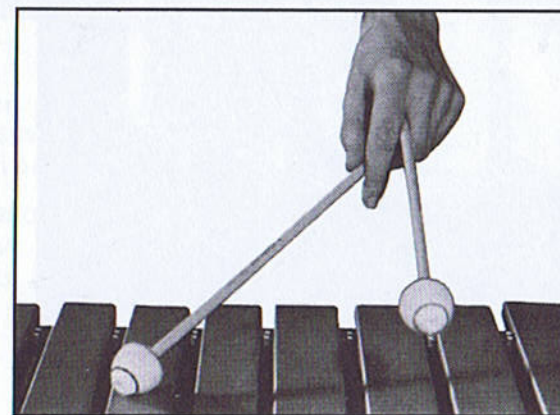
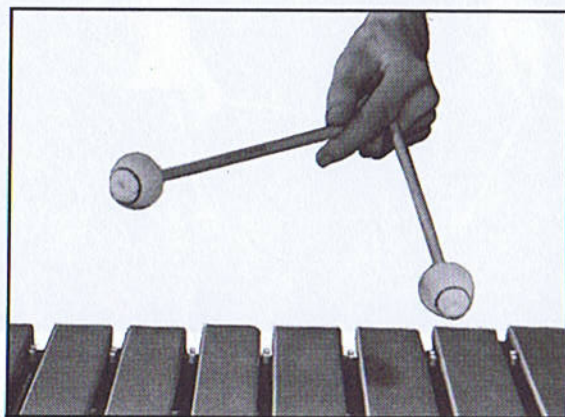
*The ring finger holds stick 4 in place.*

II. - LA GESTIQUE - II. - THE MOVEMENTS

Mouvement de rotation - Rotation movement



Chaque coup de baguette 1 est une rotation autour de la baguette 2.  
Each stroke of stick 1 is in rotation around stick 2.



Chaque coup de la baguette 3 est une rotation autour de la baguette 4.  
Each stroke of stick 3 is in rotation around stick 4.